



Key Indicator - 6.5 Student Performance and Learning Outcomes

6.5.1 Internal Quality Assurance Cell (IQAC)/ Internal Quality Assurance System (IQAS) has contributed significantly for institutionalizing the quality assurance strategies and processes, by constantly reviewing the teaching-learning process, structures & methodologies of operations and learning outcomes, at periodic intervals.

CO, PO Attainment

CO, PO Attainment	Files
Procedure for Attainment of Outcomes Published in College Website	CLICK HERE
Evaluation of Attainment	CLICK HERE
CO and PO Attainment Analysis	2023 - 2024
	2022 - 2023
	2021 - 2022
	2020 - 2021



CRITERION VI

CO, PO ATTAINMENT

Attainment of Programme Outcomes and Course Outcomes Evaluated by The Institution

The primary goal of our institution is to ensure that students acquire the necessary knowledge, skills, and competencies to thrive in their chosen courses. Course Outcomes (CO) are specific, measurable statements that describe what students should be able to do by the end of a selected courses. The attainment of programme outcomes and course outcomes by the institution is incorporated among different disciplines based on the Bloom's Taxonomy which follows Six levels of assessment like Remembering, Understanding, Applying, Analysing, Evaluating and Creating.

Procedure for CO ATTAINMENT:

Maximum Marks for each course is 100%. The Course attainment is calculated based on threshold value. The threshold value (target) is fixed for each course and is 40% for UG and 50% for PG.

Average pass percentage of each course is calculated and CO attainment Level is identified based on Three Scale Rubrics.

Level 1: Less than 50% of the students have attained the COs of a particular course

Level 2: 50% to 75% of the students have attained the COs of a particular course

Level 3: More than 75% of the students have attained the COs of a particular course

CO-PO Mapping:

Each course outcome will be mapped with the related Programme Outcomes using Course Articulation Matrix.

**Procedure for PO ATTAINMENT:**

Programme attainment is calculated based on the formula:

$$\text{PO Attainment} = ((\text{Average of COs of PO}) / 3) * \text{CO Attainment Level}$$

PO Attainment Rubrics:

PO Attainment Range	Level	Attainment Status
0 to 1	Poor	Not Attained
1.1 to 2	Good	Attained
2.1 to 3	Excellent	Attained

Average Programme Outcome of each Programme Outcome is calculated and PO attainment Level is identified based on Three scale Rubrics and attainment status of each Programme Outcome is identified with Attainment Range.

Final PO Attainment for each Programme is the average of average values of all Programme Outcomes and is found based on Three scale rubrics.

Attainment Level of Programme Outcome for all Under Graduate and Post Graduate Programmes is Consolidated.



Evaluation Procedure for Attainment of Outcomes Published in College Website (<https://cauverycollege.ac.in/Department.aspx?qry=2770>)

Evaluation of Attainment

CAUVERY COLLEGE FOR WOMEN
(Autonomous)
NAAC Accreditation I Cycle : A Grade (Institutional Score 85.90 out of 100)
NAAC Accreditation II Cycle : A Grade (CGPA 3.37 out of 4)
NAAC Accreditation III Cycle : A Grade (CGPA 3.41 out of 4) valid upto December 2024
ISO 9001 : 2015 Certified by IRCLASS & Accredited by NABCB

Home About Us Principal Admission Academics COE Campus Life Student Support Placement Alumnae Gallery Contact Us

CO PO Attainment

CO PO Attainment

Procedure for CO ATTAINMENT:
Maximum Marks for each course is 100%. The Course attainment is calculated based on threshold value. The threshold value (target) is fixed for each course and is 40% for UG and 50% for PG.
Average pass percentage of each course is calculated and CO attainment Level is identified based on Three Scale Rubrics.
Level 1: Less than 50% of the students have attained the COs of a particular course
Level 2: 50% to 75% of the students have attained the COs of a particular course
Level 3: More than 75% of the students have attained the COs of a particular course

CO-PO Mapping:
Each course outcome will be mapped with the related Programme Outcomes using Course Articulation Matrix.

Procedure for PO ATTAINMENT:
Programme attainment is calculated based on the formula:
PO Attainment = ((Average of COs of PO)/3)*CO Attainment Level
PO Attainment Rubrics:

PO Attainment Range	Level	Attainment Status
0 to 1	Poor	Not Attained
1.1 to 2	Good	Attained
2.1 to 3	Excellent	Attained

Average Programme Outcome of each Programme Outcome is calculated and PO attainment Level is identified based on Three scale Rubrics and attainment status of each Programme Outcome is identified with Attainment Range.
Final PO Attainment for each Programme is the average of average values of all Programme Outcomes and is found based on Three scale rubrics.
Attainment Level of Programme Outcome for all Under Graduate and Post Graduate Programmes is Consolidated.



CRITERION VI

CO, PO ATTAINMENT

Attainment of CO, PO Model for UG - Arts

CAUVERY COLLEGE FOR WOMEN (AUTONOMOUS) - TRICHY - 18
OFFICE OF THE CONTROLLER OF THE EXAMINATIONS
B.A. ENGLISH Programme - Batch 2021-2024
CO, PO Attainment for all Courses

Interpretation 1: CO ATTAINMENT

- Level 3: More than 75% of the students have attained the COs of a particular course
- Level 2: 50% to 75% of the students have attained the COs of a particular course
- Level 1: Less than 50% of the students have attained for COs of a particular course

Interpretation 2: PO ATTAINMENT

PO Attainment = (Average of COs of POs) * CO Attainment Level

Final PO Attainment for B.A. ENGLISH

COURSE	PO1	PO2	PO3	PO4	PO5
19UEN1CC1	3	2.8	3	2.8	2.0
19UEN1CC2	3	3	3	3	3
19UEN1AC1	2	3	3	1.8	2
19UEN2CC1	3	3	3	3	3
19UEN2CC4	2	2	2	1.8	1.8
19UEN2AC1	3	2	2	1.8	3
19UEN3CC1	3	3	3	2.8	3
19UEN3CC6	2.8	2.8	2.8	3	3
19UEN3AC3	3	3	3	2.8	3
19UEN4CC7	3	3	3	3	3
19UEN4CC8	3	3	3	2.0	3
19UEN4AC4	3	3	3	3	3
19UEN5CC9	2.8	3	2.8	3	3
19UEN5CC10	3	3	3	2.4	3
19UEN5CC11	2.8	3	3	2.8	3
19UEN5CC12	2.5	3	3	3	3
19UEN5MBE10	2.8	3	2.8	3	2.6
19UEN6CC13	2.8	2.8	2.6	2.8	3
19UEN6CC14	3	3	3	3	3

19UEN6CC15	3	3	3	3	3
19UEN6MBE2A	2.8	3	2.8	3	3
19UEN6MBE3A	3	2.8	3	3	3
Average	2.77	2.87	2.78	2.89	2.86

Interpretation 3:

PO Attainment Rubrics

PO Attainment Range	Level	Attainment Status
0 - 1	Poor	Not Attained
1.1 - 2	Good	Attained
2.1 - 3	Excellent	Attained

PO Number	PO Attainment	Attainment Level	Attainment Status
PO1	2.77	Excellent	Attained
PO2	2.87	Excellent	Attained
PO3	2.78	Excellent	Attained
PO4	2.89	Excellent	Attained
PO5	2.86	Excellent	Attained

Conclusion:

- CO Attainment (rubric): All the CO courses have attained CO benchmark of 50%
- PO Attainment (rubric): All the POs of B.A. English of 2021-2024 Batch have been attained.

Principal
CAUVERY COLLEGE FOR WOMEN
ANNAMALAI NAGAR,
TIRUCHIRAPPALLI - 620 018
TAMIL NADU.

Controller of Examinations
CAUVERY COLLEGE FOR WOMEN
(AUTONOMOUS)
ANNAMALAI NAGAR,
TIRUCHIRAPPALLI



CRITERION VI

CO, PO ATTAINMENT

Attainment of CO, PO Model for UG – Science

CAUVERY COLLEGE FOR WOMEN (AUTONOMOUS) - TRICHY - 18
OFFICE OF THE CONTROLLER OF THE EXAMINATIONS
B.Sc. Nutrition and Dietetics Programme - Batch 2021-2024
CO, PO Attainment for all Courses

Interpretation 1: CO ATTAINMENT

- Level 3 : More than 75% of the students have attained the COs of a particular course
- Level 2 : 50% to 75% of the students have attained the COs of a particular course
- Level 1 : Less than 50% of the students have attained the COs of a particular course

Interpretation 2: PO ATTAINMENT

PO Attainment – (Average of COs of POs) PO Attainment Level

Final PO Attainment for B.Sc. Nutrition and Dietetics

COURSES	PO1	PO2	PO3	PO4	PO5
18UND1AC1	3	2	2	3	3
18UND1CC1P	3	2	2	2	3
18UND1AC1	2	2	3	3	2.8
18UND2CC2	3	2	3	3	3
18UND1CC1P	3	3	3	3	3
18UND1AC1P	3	2.8	2.8	2	3
18UND1AC2	3	2	2	2	3
18UND1AC3	3	3	2	2	3
18UND1CC1P	3	3	2.8	2.2	2.2
18UND1AC3	2	2	3	2	3
18UND1AC4	3	3	3	3	3
18UND1CC1P	3	3	2	2	3
18UND1AC2P	2	2	3	2	3
18UND1AC4	2	3	3	2	3
18UND1CC1	3	3	2	3	3
18UND1CC6	2	2	2	3	3

18UND1CC3	3	3	3	2	3
18UND1CC1P	3	3	2.8	3	3
18UND1MBBA	3	3	3	2.2	3
18UND1CC3	3	3	3	2	3
18UND1CC3	3	3	2	3	3
18UND1CC1P	3	3	3	2	3
18UND1MBBA	3	3	3	2	3
18UND1MBBA	3	3	3	3	3
Average	2.71	2.99	2.65	2.46	2.98

Interpretation 3:

PO Attainment Indicators

PO Attainment Range	Level	Attainment Status
0 - 1	Fail	Not Attained
1.1 - 2	Good	Attained
2.1 - 3	Excellent	Attained

PO Number	PO Attainment	Attainment Level	Attainment Status
PO1	2.71	Excellent	Attained
PO2	2.99	Excellent	Attained
PO3	2.65	Good	Attained
PO4	2.46	Good	Attained
PO5	2.98	Excellent	Attained

Conclusion:

- CO Attainment Indicator : All the 26 courses have attained COs for a mark of 50%
- PO Attainment Indicator : All five POs of B.Sc. Nutrition and Dietetics of 2021-2024 Batch have been attained

Controller of Examinations
 Cauvery College for Women
 Annamalai Nagar,
 Tiruchirappalli - 620 018
 Tamil Nadu, India

Principal
 Cauvery College for Women
 Annamalai Nagar,
 Tiruchirappalli - 620 018
 Tamil Nadu, India



Attainment of CO, PO Model for PG – Arts

CAUVERY COLLEGE FOR WOMEN (AUTONOMOUS) - TRICHY - 18.
OFFICE OF THE CONTROLLER OF THE EXAMINATIONS
MSW (Medical and Psychiatry Specialization) Programme - Batch 2022-2024
CO, PO Attainment for all Courses

Interpretation 1 : CO ATTAINMENT

- Level 3 : More than 75% of the students have obtained the COs of a particular course
- Level 2 : 50% to 75% of the students have obtained the COs of a particular course
- Level 1 : Less than 50% of the students have obtained the COs of a particular course

Interpretation 2 : PO/PSO ATTAINMENT

PO/PSO Attainment = (Average of COs of PO/PSO) * PO Attainment Level

Final PO/PSO Attainment for MSW (Medical and Psychiatry Specialization)

COURSE	PO1	PO2	PO3	PO4	PO5	PSO1	PSO2	PSO3	PSO4	PSO5
22PSW1CC1	3	3.3	3	3	3	3	3.6	3.6	3.4	3.6
22PSW1CC2	2.8	2	1.4	2.8	2	3	3	3	2.2	2.8
22PSW1CC3	3.4	3.3	1.8	1.4	3	3	1.5	1.6	2.4	1.5
22PSW1CC1P	2.6	3	3	2.6	3	3	3	3	3	3
22PSW1BSE1A	2	2.2	2.4	2.2	2.6	1.8	1.6	1.8	1.6	2
22PSW2CC4	2.4	2.4	2.8	3	3	2.8	2.6	2.4	2.4	2.4
22PSW2CC5	3.4	3.6	3	3.4	3	3	3.6	3	3.6	3
22PSW2CC2P	3	2.8	2.8	2.8	2.4	2.8	2.8	2.4	2.8	2.4
22PSW2CC1A	3	2.8	2.4	2.4	2.8	2.8	2	2.8	2.2	2.8
22PSW1BSE2B	2.4	2.4	2.8	3	3	2.8	2.6	2.4	2.4	2.4
22PSW2INT	2.4	2.4	2.8	3	3	2.8	2.6	2.4	2.4	2.4
22PSW3CC3A	2.8	2.6	2	1.4	1.4	2.6	2.4	2.6	2.6	2.2
22PSW3CC7A	3	2.8	3	3	2.8	2.6	3	2.8	3	3
22PSW3CC3P	2.4	2.4	2.4	2.6	2.4	3	3	3	3	3
22PGCS3CC2A	3	3	3	3	2.4	3	3	3	3	2.8

22PSW1BSE3A	2.8	2.6	2.6	1.4	2.6	2.6	2.4	2.6	2.6	2.2
22PSW4CC4P	2.4	2.4	2.8	2.8	2.4	3	3	3	3	3
22PSW4CC5P	3	2.8	3	2.8	2.8	2.8	2.8	2.6	3	2.8
22PSW4CC1A	3	2.6	2.6	2.8	2.8	3	2.4	3	2.8	2.4
22PSW4PW	2.4	2.4	2.4	2.6	2.4	3	3	3	3	3
Average	2.61	2.53	2.8	2.49	2.54	2.76	2.58	2.44	2.62	2.57

Interpretation 3:

PO/PSO Attainment Rubrics

PO Attainment Range	Level	Attainment Status
5 - 3	Poor	Not Attained
3.1 - 3	Good	Attained
2.1 - 3	Excellent	Attained

PO Number	PO Attainment	Attainment Level	Attainment Status	PSO Number	PSO Attainment	Attainment Level	Attainment Status
PO1	2.61	Excellent	Attained	PSO1	2.76	Excellent	Attained
PO2	2.53	Excellent	Attained	PSO2	2.58	Excellent	Attained
PO3	2.8	Excellent	Attained	PSO3	2.44	Excellent	Attained
PO4	2.49	Excellent	Attained	PSO4	2.62	Excellent	Attained
PO5	2.54	Excellent	Attained	PSO5	2.57	Excellent	Attained

Conclusion:

- CO Attainment Indicator : All the 20 courses have attained CO benchmark of 50%.
- PO Attainment Indicator : All five POs of MSW (Medical and Psychiatry Specialization) of 2022-2024 Batch have been attained.
- PSO Attainment Indicator : All five PSOs of MSW (Medical and Psychiatry Specialization) of 2022-2024 Batch have been attained.

V. Vijayalakshmi
PRINCIPAL
 CAUVERY COLLEGE FOR WOMEN
 AUTONOMOUS
 ANNASALAI NAGAR,
 TIRUCHIRAPPALLI - 620 018,
 TAMIL NADU.

K. Anand
CONTROLLER OF EXAMINATIONS
 CAUVERY COLLEGE FOR WOMEN
 AUTONOMOUS,
 ANNASALAI NAGAR,
 TIRUCHIRAPPALLI - 620 018,
 TAMIL NADU.



CRITERION VI

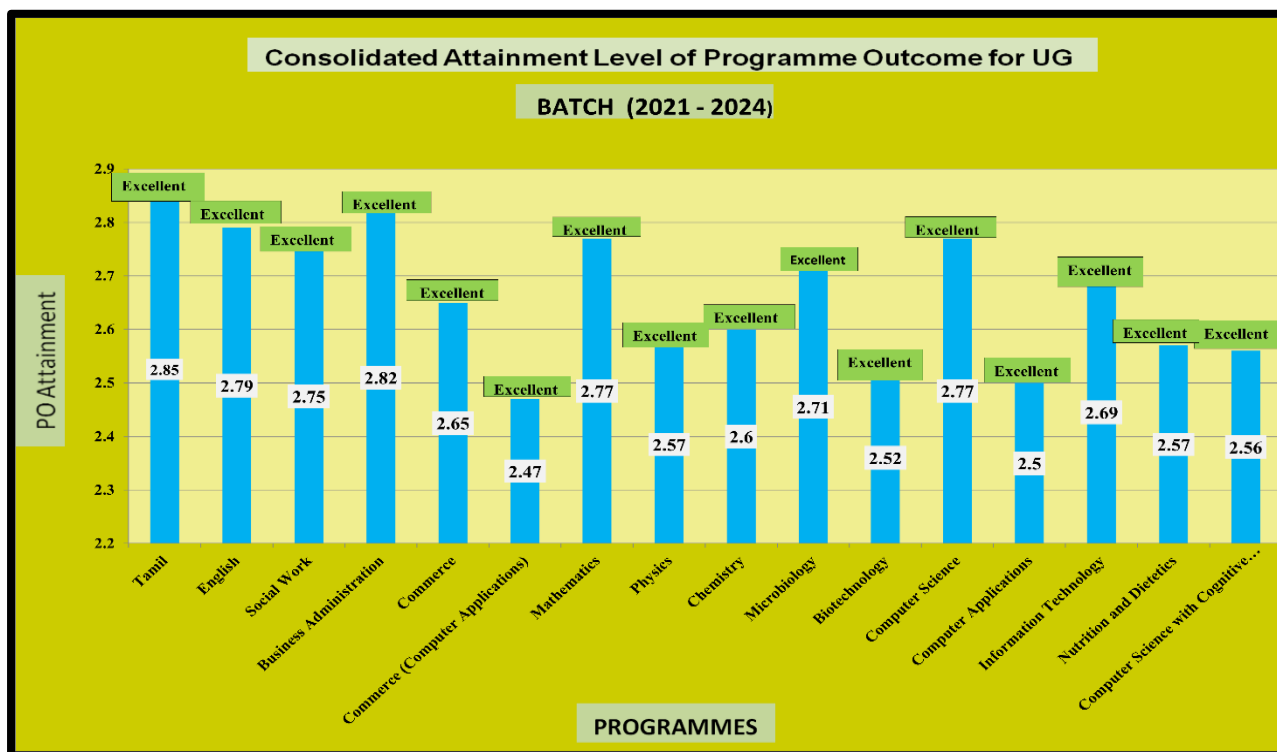
CO, PO ATTAINMENT

2023-2024

Attainment Analysis Report for Under Graduate Programmes

Table - 1
Consolidated Attainment Level of Programme Outcome for UG
BATCH (2021 - 2024)

Table with 4 columns: S.No., Programme, PO Attainment, Consolidated Report of Programme Outcome. It lists 16 programmes and their respective attainment scores and overall reports.





CRITERION VI

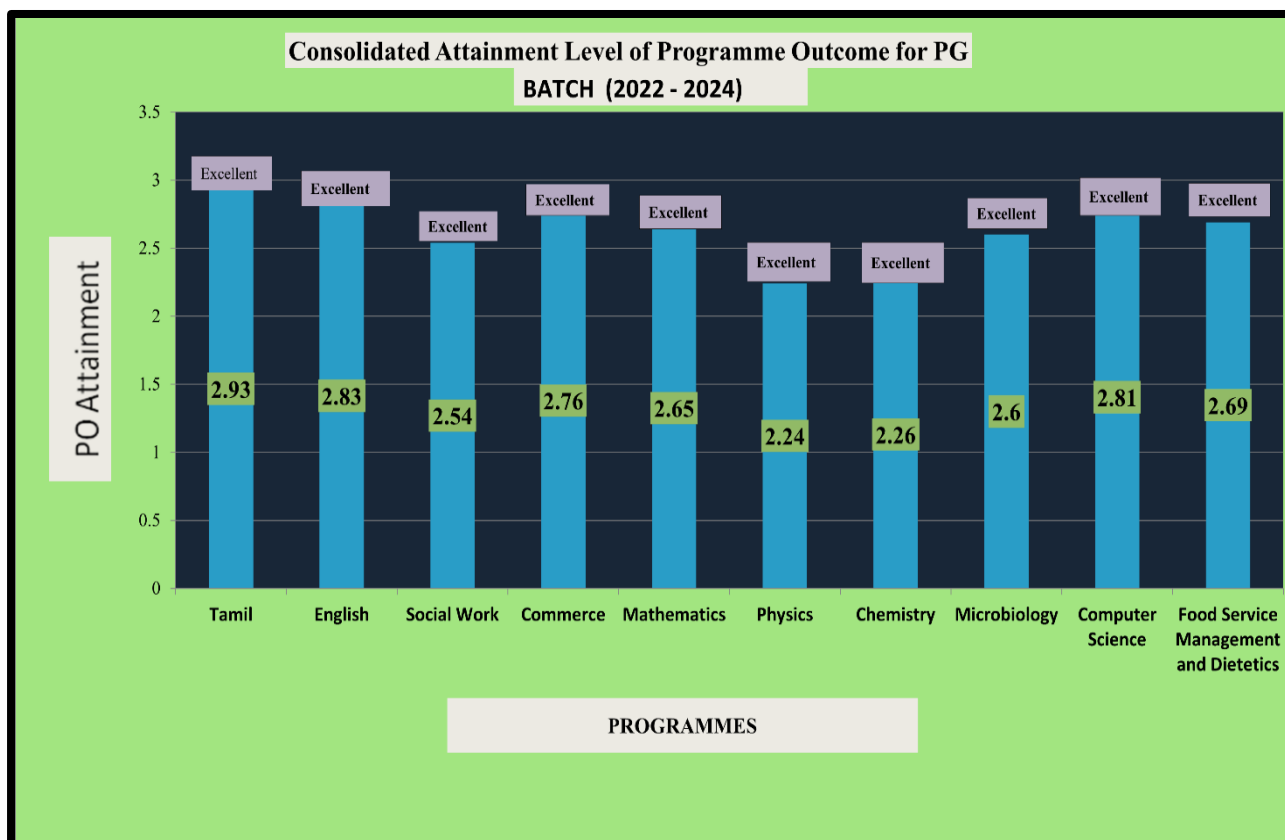
CO, PO ATTAINMENT

Attainment Analysis Report for Post Graduate Programmes

Table -2

**Consolidated Attainment Level of Programme Outcome for PG
BATCH (2022 - 2024)**

S.No.	Programme	PO Attainment	Consolidated Report of Programme Outcome
1	Tamil	2.93	Excellent
2	English	2.83	Excellent
3	Social Work	2.54	Excellent
4	Commerce	2.76	Excellent
5	Mathematics	2.65	Excellent
6	Physics	2.24	Excellent
7	Chemistry	2.26	Excellent
8	Microbiology	2.6	Excellent
9	Computer Science	2.81	Excellent
10	Food Service Management and Dietetics	2.69	Excellent



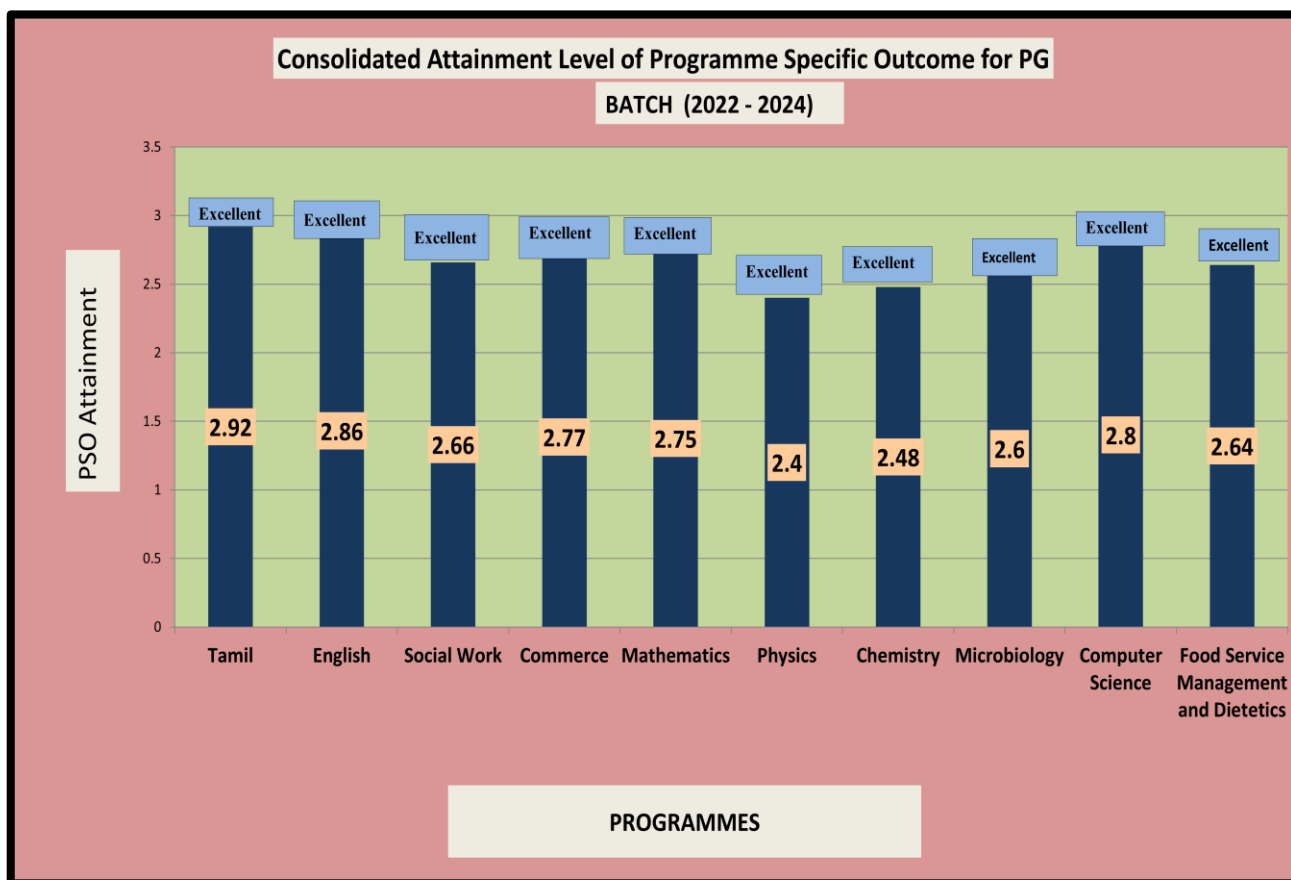


CRITERION VI

CO, PO ATTAINMENT

Table – 3
Consolidated Attainment
Level of Programme Specific Outcome for PG
BATCH (2022 - 2024)

S.No.	Programme	PSO Attainment	Consolidated Report of Programme Outcome
1	Tamil	2.92	Excellent
2	English	2.86	Excellent
3	Social Work	2.66	Excellent
4	Commerce	2.77	Excellent
5	Mathematics	2.75	Excellent
6	Physics	2.4	Excellent
7	Chemistry	2.48	Excellent
8	Microbiology	2.6	Excellent
9	Computer Science	2.8	Excellent
10	Food Service Management and Dietetics	2.64	Excellent





CRITERION VI

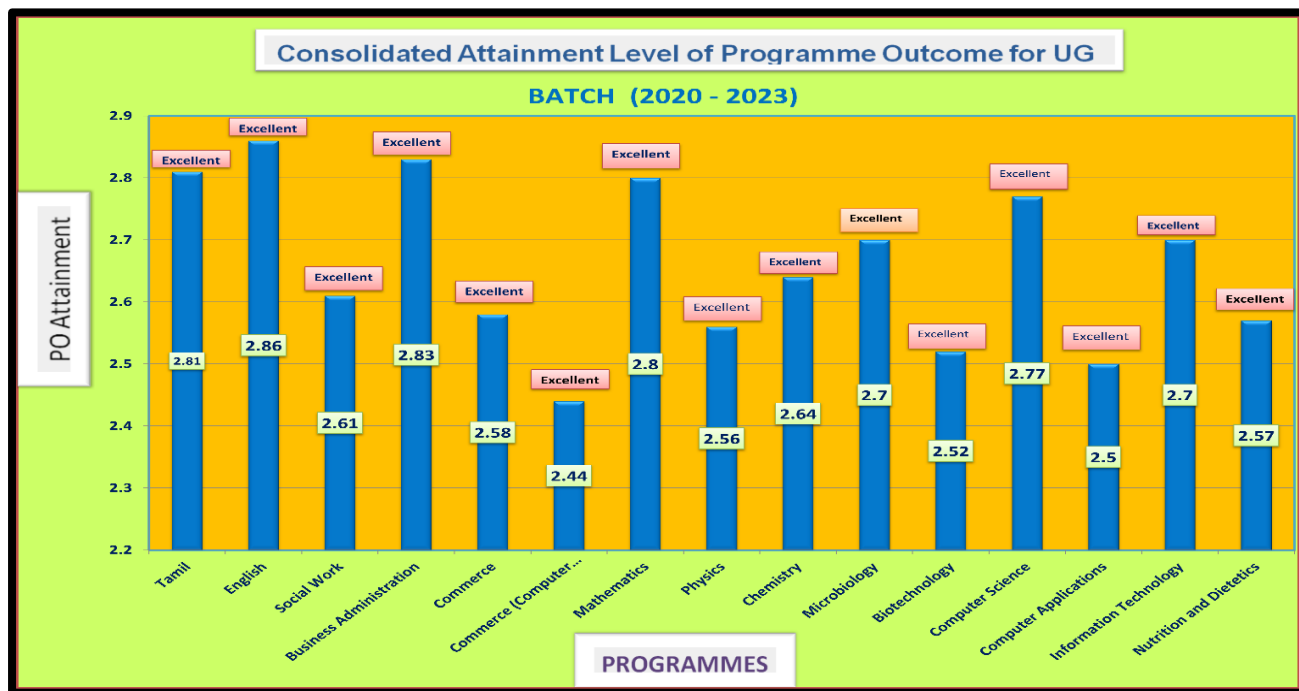
CO, PO ATTAINMENT

2022 - 2023

Attainment Analysis Report for Under Graduate Programmes

Table - 4
Consolidated Attainment Level of Programme Outcome for UG
BATCH (2020 - 2023)

Table with 4 columns: S.No., Programme, PO Attainment, Consolidated Attainment level of Programme Outcome. It lists 14 programmes and their respective attainment scores and overall grades.





CRITERION VI

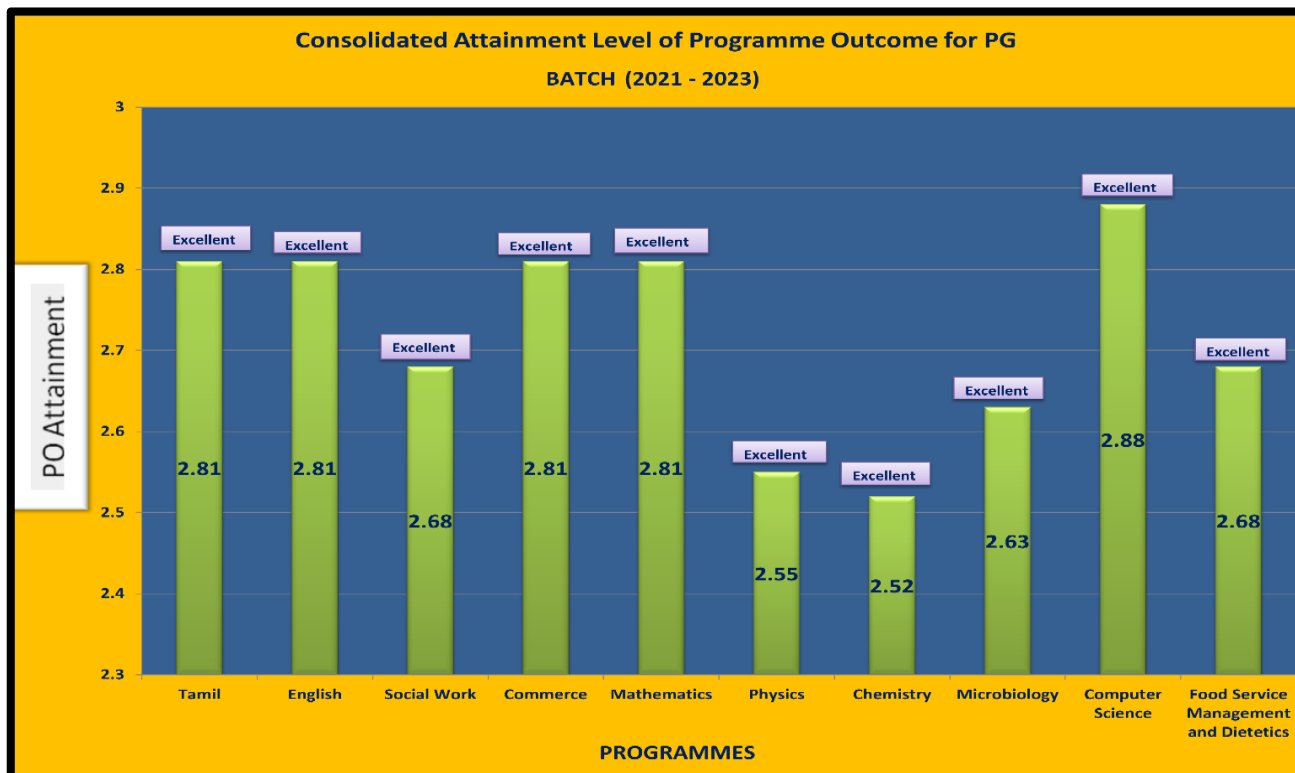
CO, PO ATTAINMENT

Attainment Analysis Report for Post Graduate Programmes

Table - 5

*Consolidated Attainment Level of Programme Outcome for PG
BATCH (2021 - 2023)*

S.No.	Programme	PO Attainment	Consolidated Attainment level of Programme Outcome
1	Tamil	2.81	Excellent
2	English	2.81	Excellent
3	Social Work	2.68	Excellent
4	Commerce	2.81	Excellent
5	Mathematics	2.81	Excellent
6	Physics	2.55	Excellent
7	Chemistry	2.52	Excellent
8	Microbiology	2.63	Excellent
9	Computer Science	2.88	Excellent
10	Food Service Management and Dietetics	2.68	Excellent





CRITERION VI

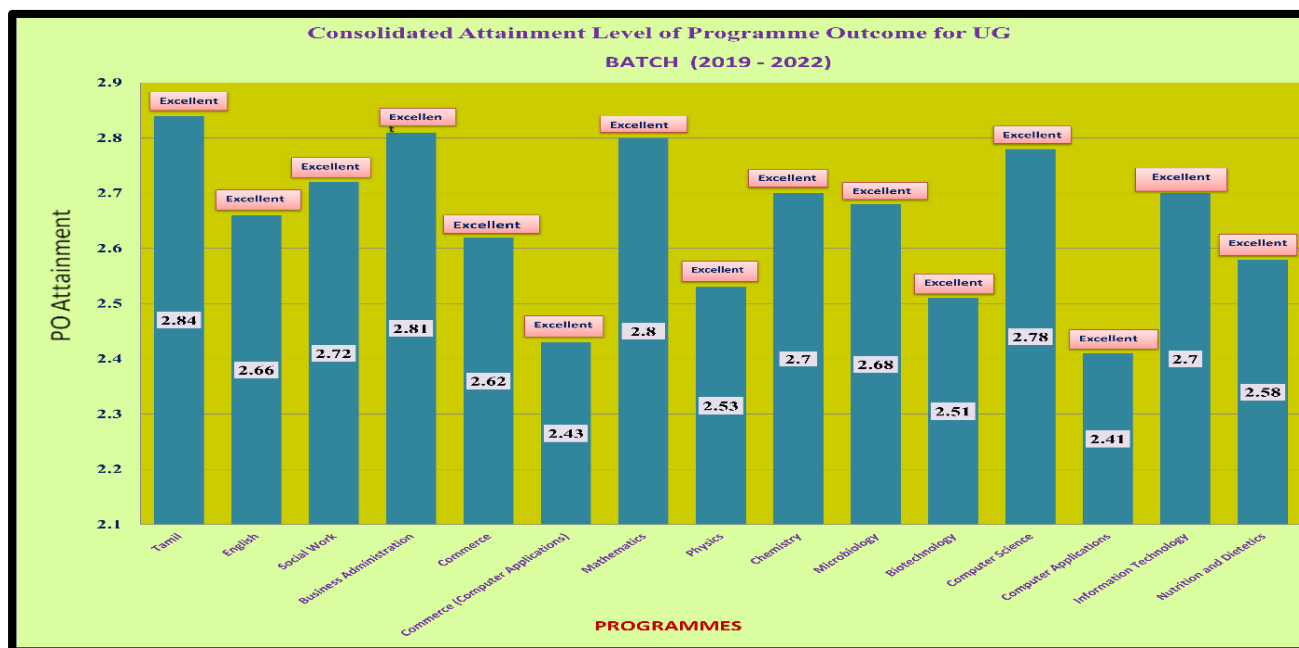
CO, PO ATTAINMENT

2021- 2022

Attainment Analysis Report for Under Graduate Programmes

Table - 6
Consolidated Attainment Level of Programme Outcome for UG
BATCH (2019 - 2022)

Table with 4 columns: S.No., Programme, PO Attainment, Consolidated Attainment Level of Programme Outcome. It lists 15 programmes and their respective PO attainment scores and overall outcomes.





CRITERION VI

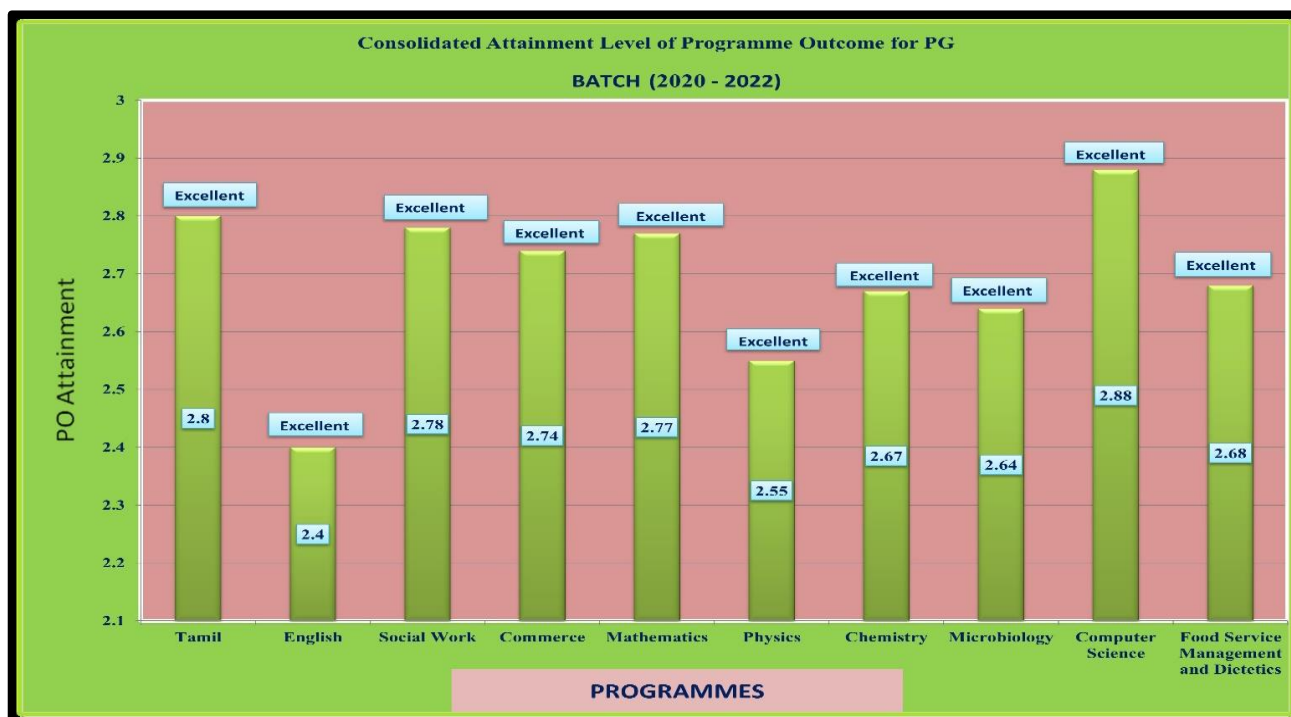
CO, PO ATTAINMENT

Attainment Analysis Report for Post Graduate Programmes

Table - 7

***Consolidated Attainment Level of Programme Outcome for PG
BATCH (2020 - 2022)***

S.No.	Programme	PO Attainment	Consolidated Attainment Level of Programme Outcome
1	Tamil	2.8	Excellent
2	English	2.4	Excellent
3	Social Work	2.78	Excellent
4	Commerce	2.74	Excellent
5	Mathematics	2.77	Excellent
6	Physics	2.55	Excellent
7	Chemistry	2.67	Excellent
8	Microbiology	2.64	Excellent
9	Computer Science	2.88	Excellent
10	Food Service Management and Dietetics	2.68	Excellent





2020 - 2021

Attainment Analysis Report for Post Graduate Programmes

Table - 8
Consolidated Attainment Level of Programme Outcome for PG

BATCH (2019 - 2021)

Table with 4 columns: S.No., Programme, PO Attainment, Consolidated Attainment Level of Programme Outcome. Rows list 10 programmes with their respective PO Attainment scores and 'Excellent' ratings.

